

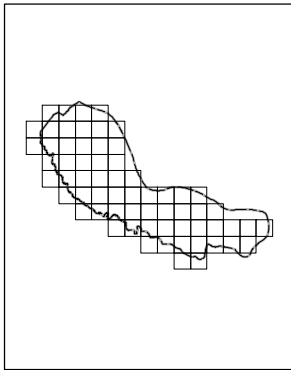
1

2



NOTE:
 SEE INSTRUCTION PAGE
 FOR MAP SYMBOLS.

MAP LOCATION



MATCHING SHEETS

| | | |
|----|----|----|
| 48 | 49 | 50 |
| 56 | 57 | 58 |
| - | - | 63 |

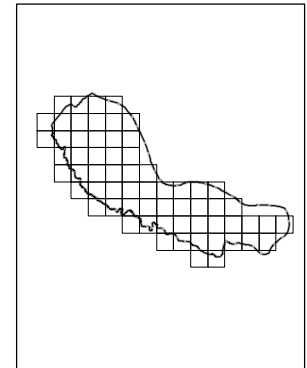




A

NOTE:
SEE INSTRUCTION PAGE
FOR MAP SYMBOLS.

MAP LOCATION

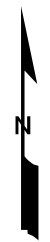


B

MATCHING SHEETS

| | | |
|----|----|----|
| 48 | 49 | 50 |
| 56 | 57 | 58 |
| - | - | 63 |

C



D

9-1-1 PLANIMETRIC MAP OF
MIDDLESEX
VIRGINIA

SHEET NO.

57