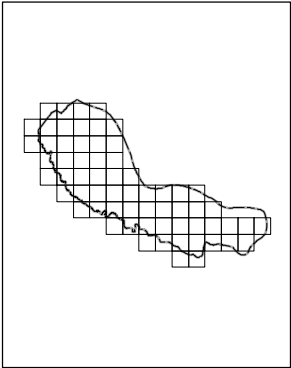


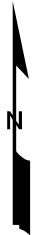
NOTE:
 SEE INSTRUCTION PAGE
 FOR MAP SYMBOLS.

MAP LOCATION



MATCHING SHEETS

| | | |
|----|----|----|
| 15 | 16 | - |
| 20 | 21 | - |
| 25 | 26 | 27 |



9-1-1 PLANIMETRIC MAP OF
 MIDDLESEX
 VIRGINIA

SHEET NO.

21



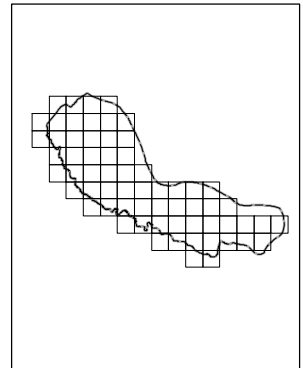


A

NOTE:
SEE INSTRUCTION PAGE
FOR MAP SYMBOLS.

MAP LOCATION

B

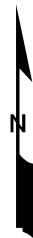


C

MATCHING SHEETS

| | | |
|----|----|----|
| 15 | 16 | - |
| 20 | 21 | - |
| 25 | 26 | 27 |

D



9-1-1 PLANIMETRIC MAP OF
MIDDLESEX
VIRGINIA

SHEET NO.

21